

RP02077

Leader in Biomolecular Solutions for Life Science



Recombinant Cynomolgus TNFRSF1B/TNF-R2/CD120b Protein

Catalog No.: RP02077 **Recombinant**

Sequence Information

Species	Gene ID	Swiss Prot
HEK293 cells	102144224	A0A2K5VEV7

Tags

C-His

Synonyms

CD120b antigen; CD120b; Etanercept; p75 TNF receptor; p75TBPII; p75TNFR; soluble TNFR1B variant 1; TNF RII; TNFBRp80 TNF-alpha receptor; TNF-R2; TNFR2TNFR1B; TNF-R75; TNFR80; TNFRII; TNF-RII; TNF-R-II; TNFR-II; TNFRSF1B; tumor necrosis factor beta receptor; tumor necrosis factor binding protein 2; Tumor necrosis factor receptor 2; tumor necrosis factor receptor superfamily member 1B; tumor necrosis factor receptor superfamily; member 1B; Tumor necrosis factor receptor type II; TNFR2;TNF R2

Product Information

Source	Purification
HEK293 cells	> 95% by Tris-Bis PAGE;> 95% by SEC-HPLC

Endotoxin

< 1 EU/μg of the protein by LAL method.

Formulation

Lyophilized from a 0.22 μm filtered solution of PBS, pH 7.4.

Reconstitution

Centrifuge the tube before opening. Reconstitute to a concentration of 0.1-0.5 mg/mL in sterile distilled water. Avoid vortex or vigorously pipetting the protein. For long term storage, it is recommended to add a carrier protein or stabilizer (e.g. 0.1% BSA, 5% HSA, 10% FBS or 5% Trehalose), and aliquot

Background

Basic Information

Description

Recombinant Cynomolgus TNFR2 Protein is produced by Expi293 expression system. The target protein is expressed with sequence (Leu23-Asp257) of Cynomolgus TNFR2 fused with His tag at the C-terminal.

Bio-Activity

Storage

Store at -20°C. Store the lyophilized protein at -20°C to -80 °C up to 1 year from the date of receipt. After reconstitution, the protein solution is stable at -20°C for 3 months, at 2-8°C for up to 1 week. Avoid repeated freeze/thaw cycles.

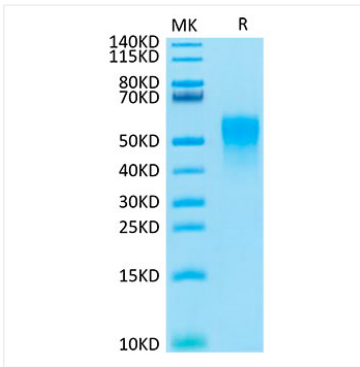
the reconstituted protein solution to minimize free-thaw cycles.

Contact

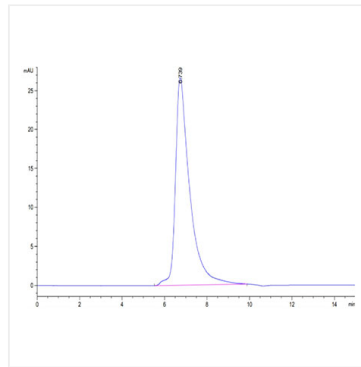


www.abclonal.com

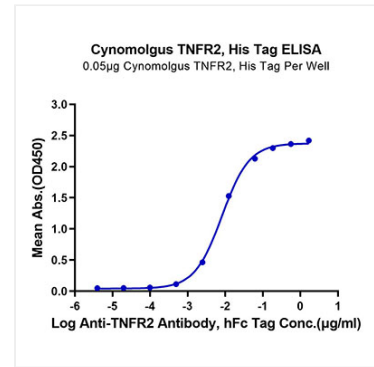
Validation Data



Cynomolgus TNFR2 on Tris-Bis PAGE under reduced condition. The purity is greater than 95%.



The purity of Cynomolgus TNFR2 is greater than 95% as determined by SEC-HPLC.



Immobilized Cynomolgus TNFR2, His Tag at 0.5µg/ml (100µl/Well) on the plate. Dose response curve for Anti-TNFR2 Antibody, hFc Tag with the EC₅₀ of 8.2ng/ml determined by ELISA.