

RP00479

Leader in Biomolecular Solutions for Life Science



# Recombinant Human Fc gamma RIIB/FCGR2B/CD32b Protein

Catalog No.: RP00479 **Recombinant**

## Sequence Information

Species	Gene ID	Swiss Prot
HEK293 cells	2213	P31994-1

### Tags

C-His&Avi

### Synonyms

Fc gamma RII; Fc gamma RIIB; CD32; CD32b; CDw32; FCG2; IGFR2; CD32A; FCG2 ; FcGR; FCGR2; FCGR21; FCGR2A

## Product Information

### Source

<I>E. coli</I>

### Purification

> 95% by SDS-PAGE ; > 95% by HPLC

### Endotoxin

< 1 EU/μg of the protein by LAL method

### Formulation

Lyophilized from 0.22 μm filtered solution in PBS (pH 7.4). Normally 8% trehalose is added as protectant before lyophilization.

### Reconstitution

Centrifuge the vial before opening. Reconstitute to a concentration of 0.1-0.5 mg/mL in sterile distilled water. Avoid vortex or vigorously pipetting the protein. For long term storage, it is recommended to add a carrier protein or stabilizer (e.g. 0.1% BSA, 5% HSA, 10% FBS or 5% Trehalose), and aliquot the reconstituted protein solution to minimize free-thaw cycles.

## Contact



[www.abclonal.com](http://www.abclonal.com)

## Background

The Fc gamma Rs have been divided into three classes based on close relationships in their extracellular domains; these groups are designated Fc gamma RI (also known as CD64), Fc gamma RII (CD32), and Fc gamma RIII (CD16). Each group may be encoded by multiple genes and exist in different isoforms depending on species and cell type.

## Basic Information

### Description

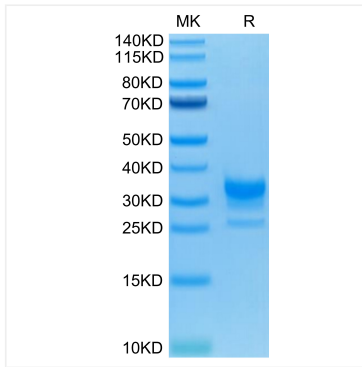
Recombinant Human Fc gamma RIIB/FCGR2B/CD32b Protein is produced by HEK293 cells expression system. The target protein is expressed with sequence (Ala46-Pro217) of Human Fc gamma RIIB/CD32b (Accession #P31994-1) fused with a C-His&Avi tag at the C-terminus.

### Bio-Activity

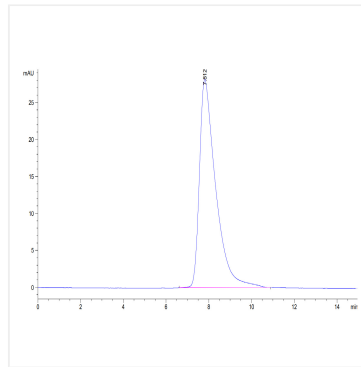
### Storage

Store at -20°C. Store the lyophilized protein at -20°C to -80 °C up to 1 year from the date of receipt. After reconstitution, the protein solution is stable at -20°C for 3 months, at 2-8°C for up to 1 week. Avoid repeated freeze/thaw cycles.

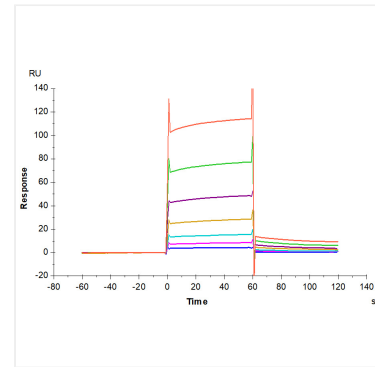
## Validation Data



Human Fc gamma RIIB on Tris-Bis PAGE under reduced condition. The purity is greater than 95%.



The purity of Human Fc gamma RIIB is greater than 95% as determined by SEC-HPLC.



Rituximab captured on CM5 Chip via Protein A can bind Human Fc gamma RIIB, His Tag with an affinity constant of 3.46  $\mu\text{M}$  as determined in SPR assay (Biacore T200).