

## CFHR3 antibody

### Product Information

Catalog No.:	FNab01620
Size:	100µg
Form:	liquid
Purification:	Immunogen affinity purified
Purity:	≥95% as determined by SDS-PAGE
Host:	Rabbit
Clonality:	polyclonal
Clone ID:	None
IsoType:	IgG
Storage:	PBS with 0.02% sodium azide and 50% glycerol pH 7.3, -20°C for 12 months(Avoid repeated freeze / thaw cycles.)

### Background

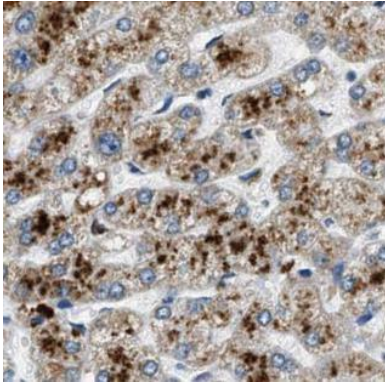
Might be involved in complement regulation.

### Immunogen information

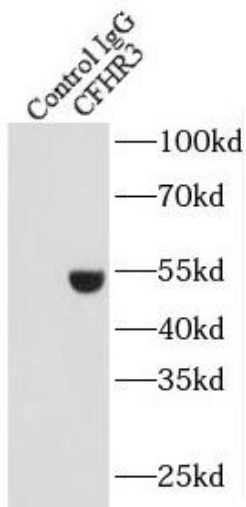
Immunogen:	complement factor H-related 3
Synonyms:	Complement factor H-related protein 3 (FHR-3) DOWN16 H factor-like protein 3 CFHR3 CFHL3 FHR3
Observed MW:	45 kDa
Uniprot ID :	Q02985

### Application

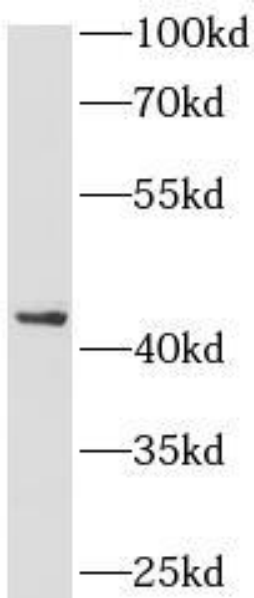
Reactivity:	Human
Tested Application:	ELISA, WB, IHC, IP
Recommended dilution:	WB: 1:500-1:3000; IP: 1:200-1:1000; IHC: 1:50-1:500
Image:	



Immunohistochemistry of paraffin-embedded human liver using FNab01620(CFHR3 antibody) at dilution of 1:100



IP Result of anti-CFHR3 (IP:FNab01620, 4ug; Detection:FNab01620 1:300) with HepG2 cells lysate 2400ug.



A549 cells were subjected to SDS PAGE followed by western blot with FNab01620(CFHR3 antibody) at dilution of 1:2000