

RP00491

Leader in Biomolecular Solutions for Life Science



Recombinant Human FAP Protein

Catalog No.: RP00491 **Recombinant**

Sequence Information

| Species | Gene ID | Swiss Prot |
|--------------|---------|------------|
| HEK293 cells | 2191 | Q12884-1 |

Tags

N-His

Synonyms

FAP; FAPalpha; SIMP; Seprase; APCE; DPPIV; DPPIVA; FAPA

Product Information

Source

<I>E. coli</I>

Purification

> 95% by SDS-PAGE ; > 95% by HPLC

Endotoxin

< 1 EU/μg of the protein by LAL method

Formulation

Lyophilized from 0.22 μm filtered solution in 20 mM Tris, 0.25 M NaCl (pH 8.2). Normally 8% trehalose is added as protectant before lyophilization.

Reconstitution

Please contact us for reconstitution instructions.

Background

Fibroblast activation protein (FAP) is a serine protease that has been reported in fibroblasts and some carcinoma cells, which correlates with poor patient outcomes. FAP can be induced under hypoxia which is also vital in the malignant behaviors of cancer cells.

Basic Information

Description

Recombinant Human FAP Protein is produced by HEK293 cells expression system. The target protein is expressed with sequence (Leu26-Asp760) of Human FAP (Accession #Q12884-1) fused with a N-His tag at the N-terminus.

Bio-Activity

Storage

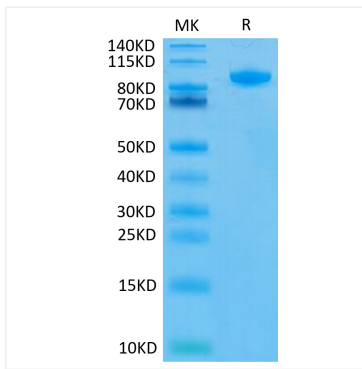
Store at -20°C. Store the lyophilized protein at -20°C to -80 °C up to 1 year from the date of receipt. After reconstitution, the protein solution is stable at -20°C for 3 months, at 2-8°C for up to 1 week. Avoid repeated freeze/thaw cycles.

Contact

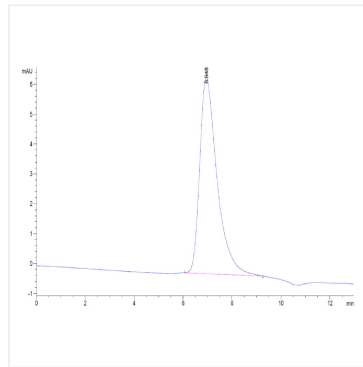


www.abclonal.com

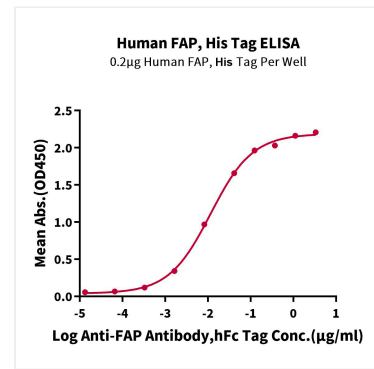
Validation Data



Human FAP on Tris-Bis PAGE under reduced conditions. The purity is greater than 95%.



The purity of Human FAP is greater than 95% as determined by SEC-HPLC.



Immobilized Human FAP, His Tag at 2 µg/mL (100 µL/Well) on the plate. Dose response curve for Anti-FAP Antibody, hFc Tag with the EC_{50} of 12.3ng/mL determined by ELISA (QC Test).