

RP02302

Leader in Biomolecular Solutions for Life Science



Biotinylated Recombinant Human TNFRSF8/CD30 Protein

Catalog No.: RP02302 **Recombinant**

Sequence Information

Species	Gene ID	Swiss Prot
HEK293 cells	943	P28908

Tags

C-His&Avi

Synonyms

CD30; D1S166E; Ki-1; TNFRSF8; CD30; TNF receptor superfamily member 8; D1S166E; Ki-1

Product Information

Source	Purification
HEK293 cells	> 95% by Tris-Bis PAGE; > 95% by SEC-HPLC

Endotoxin

< 1 EU/μg of the protein by LAL method.

Formulation

Lyophilized from a 0.22 μm filtered solution of PBS, pH 7.4.

Reconstitution

Centrifuge the tube before opening. Reconstitute to a concentration of 0.1-0.5 mg/mL in sterile distilled water. Avoid vortex or vigorously pipetting the protein. For long term storage, it is recommended to add a carrier protein or stabilizer (e.g. 0.1% BSA, 5% HSA, 10% FBS or 5% Trehalose), and aliquot the reconstituted protein solution to minimize free-thaw cycles.

Background

Basic Information

Description

Biotinylated Recombinant Human CD30 Protein is produced by Expi293 expression system. The target protein is expressed with sequence (Phe19-Lys379) of Human CD30 fused with a His and Avi tag at the C-terminal.

Bio-Activity

Immobilized Biotinylated Human CD30, His Tag at 0.2 μg/mL (100 μL/Well). Dose response curve for Human CD30 Ligand, mFc with the EC₅₀ of 59.9 ng/mL determined by ELISA. Immobilized Biotinylated Human CD30, His Tag at 0.2 μg/mL (100 μL/Well). Dose response curve for Anti-CD30 Ab. with the EC₅₀ of 3.1 ng/mL determined by ELISA.

Storage

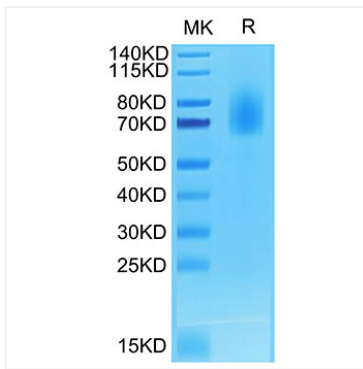
Store at -20°C. Store the lyophilized protein at -20°C to -80 °C up to 1 year from the date of receipt. After reconstitution, the protein solution is stable at -20°C for 3 months, at 2-8°C for up to 1 week. Avoid repeated freeze/thaw cycles.

Contact

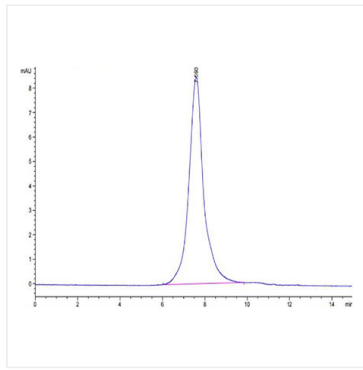


www.abclonal.com

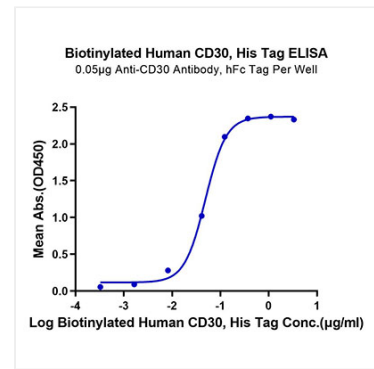
Validation Data



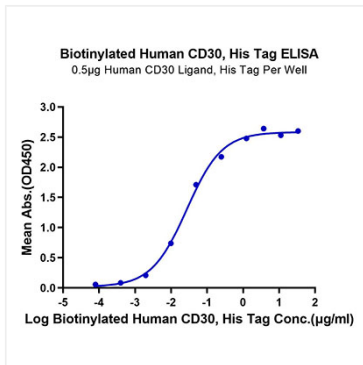
Biotinylated CD30 on Tris-Bis PAGE under reduced condition. The purity is greater than 95%.



The purity of Biotinylated CD30 is greater than 95% as determined by SEC-HPLC.



Immobilized Anti-CD30 Antibody, hFc Tag at 0.5µg/ml (100µl/well) on the plate. Dose response curve for Biotinylated Human CD30, His Tag with the EC_{50} of 49ng/ml determined by ELISA.



Immobilized Human CD30 Ligand, His Tag at 5µg/ml (100µl/well) on the plate. Dose response curve for Biotinylated Human CD30, His Tag with the EC_{50} of 27.1ng/ml determined by ELISA.