

RP00572

Leader in Biomolecular Solutions for Life Science



Recombinant Human/Cynomolgus/Rhesus macaque CD28 Protein

Catalog No.: RP00572 **Recombinant**

Sequence Information

Species	Gene ID	Swiss Prot
HEK293 cells940		P10747-1

Tags

N-hFc

Synonyms

CD28 antigen (Tp44); CD28 antigen; CD28 molecule; CD28; MGC138290; T-cell-specific surface glycoprotein CD28; Tp44

Product Information

Source	Purification
HEK293 cells	> 95% by SDS-PAGE ; > 95% by HPLC

Endotoxin

< 1 EU/μg of the protein by LAL method

Formulation

Lyophilized from 0.22 μm filtered solution in PBS (pH 7.4). Normally 8% trehalose is added as protectant before lyophilization.

Reconstitution

Centrifuge the vial before opening. Reconstitute to a concentration of 0.1-0.5 mg/mL in sterile distilled water. Avoid vortex or vigorously pipetting the protein. For long term storage, it is recommended to add a carrier protein or stabilizer (e.g. 0.1% BSA, 5% HSA, 10% FBS or 5% Trehalose), and aliquot the reconstituted protein solution to minimize free-thaw cycles.

Background

CD28 is the receptor for CD80 (B7-1) and CD86 (B7-2) proteins. When activated by Toll-like receptor ligands, the CD80 expression is upregulated in antigen presenting cells (APCs). The CD86 expression on antigen presenting cells is constitutive. CD28 is the only B7 receptor constitutively expressed on naive T cells.

Basic Information

Description

Recombinant Human/Cynomolgus/Rhesus macaque CD28 Protein is produced by HEK293 cells expression system. The target protein is expressed with sequence (Asn19-Pro152) of Human/Cynomolgus/Rhesus-macaque CD28 (Accession #P10747-1) fused with a N-hFc tag at the N-terminus.

Bio-Activity

Storage

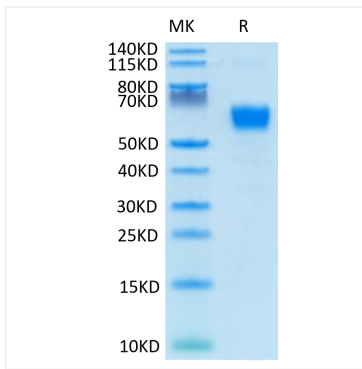
Store at -20°C. Store the lyophilized protein at -20°C to -80 °C up to 1 year from the date of receipt. After reconstitution, the protein solution is stable at -20°C for 3 months, at 2-8°C for up to 1 week. Avoid repeated freeze/thaw cycles.

Contact

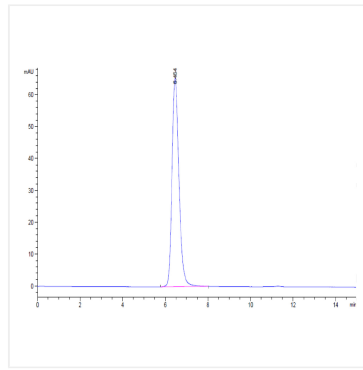


www.abclonal.com

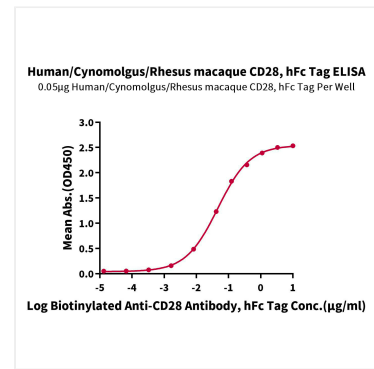
Validation Data



Human/Cynomolgus/Rhesus macaque CD28 on Tris-Bis PAGE under reduced condition. The purity is greater than 95%.



The purity of Human/Cynomolgus/Rhesus macaque CD28 was greater than 95% as determined by SEC-HPLC.



Immobilized Human/Cynomolgus/Rhesus macaque CD28, hFc Tag at 0.5 µg/mL (100 µL/Well) on the plate. Dose response curve for Biotinylated Anti-CD28 Antibody, hFc Tag with the EC_{50} of 46.3ng/mL determined by ELISA.