

RP00381

Leader in Biomolecular Solutions for Life Science



Recombinant Human Nectin-2/PVRL2/CD112 Protein

Catalog No.: RP00381 **Recombinant**

Sequence Information

Species	Gene ID	Swiss Prot
HEK293 cells	5819	Q92692-2

Tags

No Tag

Synonyms

CD112; MPH; Nectin2; PRR2; PVRL2;
HVEB; PVRR2

Product Information

Source	Purification
HEK293 cells	> 95% by SDS-PAGE ; > 95% by HPLC

Endotoxin

< 1 EU/μg of the protein by LAL method

Formulation

Lyophilized from 0.22 μm filtered solution in PBS (pH 7.4). Normally 8% trehalose is added as protectant before lyophilization.

Reconstitution

Centrifuge the vial before opening. Reconstitute to a concentration of 0.1-0.5 mg/mL in sterile distilled water. Avoid vortex or vigorously pipetting the protein. For long term storage, it is recommended to add a carrier protein or stabilizer (e.g. 0.1% BSA, 5% HSA, 10% FBS or 5% Trehalose), and aliquot the reconstituted protein solution to minimize free-thaw cycles.

Contact



www.abclonal.com

Background

Nectin-2 is an adhesion molecule that has been reported to play a role in tumor growth, metastasis and tumor angiogenesis. Nectin-2 expression in ovarian cancer may support tumor cell adhesion, leading to growth and lymph node metastasis. Effect of VEGF on Nectin-2 expression as well as permeability was investigated in HUVEC.

Basic Information

Description

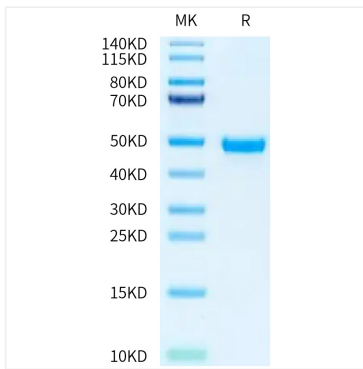
Recombinant Human Nectin-2/PVRL2/CD112 Protein is produced by HEK293 cells expression system. The target protein is expressed with sequence (Gln32-Leu360) of Human Nectin-2/PVRL2/CD112 (Accession #Q92692-2) fused with No Tag.

Bio-Activity

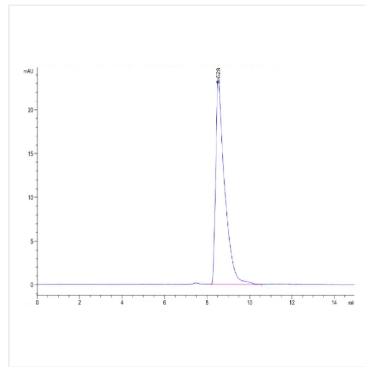
Storage

Store at -20°C. Store the lyophilized protein at -20°C to -80 °C up to 1 year from the date of receipt. After reconstitution, the protein solution is stable at -20°C for 3 months, at 2-8°C for up to 1 week. Avoid repeated freeze/thaw cycles.

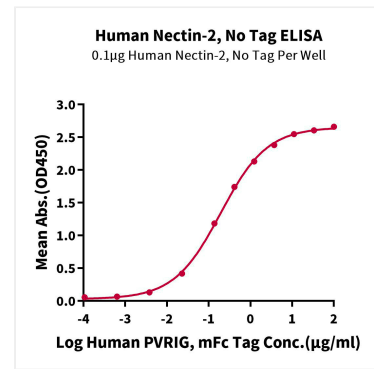
Validation Data



Human Nectin-2 on Tris-Bis PAGE under reduced condition. The purity is greater than 95%.



The purity of Human Nectin-2 is greater than 95% as determined by SEC-HPLC.



Immobilized Human Nectin-2, No Tag at 1 µg/mL (100 µL/well) on the plate. Dose response curve for Human PVRIg, mFc Tag with the EC₅₀ of 0.19 µg/mL determined by ELISA.