

RP00549

Leader in Biomolecular Solutions for Life Science



Recombinant Human CD24 Protein

Catalog No.: RP00549 **Recombinant**

Sequence Information

Species HEK293 cells
Gene ID 100133941
Swiss Prot P25063

Tags

C-hFc

Synonyms

CD 24; CD24 molecule; CD24A;
FLJ22950; FLJ43543; MGC75043

Product Information

Source

<I>E. coli</I>

Purification

> 95% by SDS-
PAGE ; > 95% by
HPLC

Endotoxin

< 1 EU/μg of the protein by LAL
method

Formulation

Lyophilized from 0.22 μm filtered
solution in PBS (pH 7.4). Normally 8%
trehalose is added as protectant
before lyophilization.

Reconstitution

Centrifuge the vial before opening.
Reconstitute to a concentration of
0.1-0.5 mg/mL in sterile distilled water.
Avoid vortex or vigorously pipetting
the protein. For long term storage, it is
recommended to add a carrier protein
or stabilizer (e.g. 0.1% BSA, 5% HSA,
10% FBS or 5% Trehalose), and aliquot
the reconstituted protein solution to
minimize free-thaw cycles.

Contact



www.abclonal.com

Background

CD24 is a sialoglycoprotein expressed at the surface of most B lymphocytes and differentiating neuroblasts. It is also expressed on neutrophils and neutrophil precursors from the myelocyte stage onwards. The potential for targeting CD24 in cancer therapy seems promising, as CD24 is overexpressed in many human cancers.

Basic Information

Description

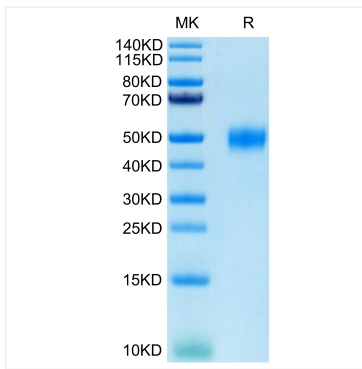
Recombinant Human CD24 Protein is produced by HEK293 cells expression system. The target protein is expressed with sequence (Ser27-Gly59) of Human CD24 (Accession #P25063) fused with a C-hFc tag at the C-terminus.

Bio-Activity

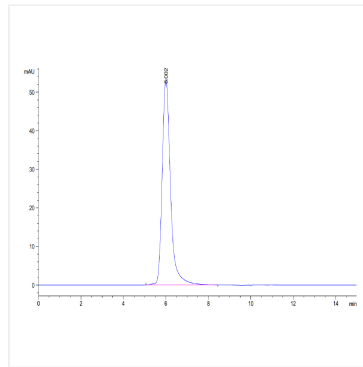
Storage

Store at -20°C. Store the lyophilized protein at -20°C to -80 °C up to 1 year from the date of receipt. After reconstitution, the protein solution is stable at -20°C for 3 months, at 2-8°C for up to 1 week. Avoid repeated freeze/thaw cycles.

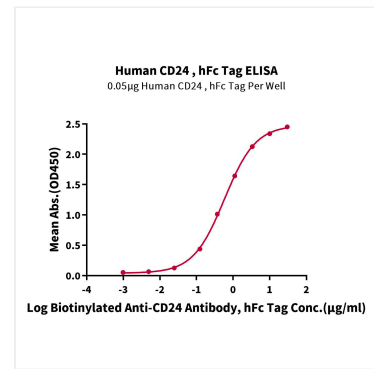
Validation Data



Human CD24 on Tris-Bis PAGE under reduced conditions. The purity is greater than 95%.



The purity of Human CD24 is greater than 95% as determined by SEC-HPLC.



Immobilized Human CD24, hFc Tag at 0.5 µg/mL (100 µL/well) on the plate. Dose response curve for Biotinylated Anti-CD24 Antibody, hFc Tag with the EC₅₀ of 0.58 µg/mL determined by ELISA.