



KACTUS

# Tailored AAV Solutions and Customized Variant Kit Development

Zhi Cheng<sup>1</sup>, Sixian Wang<sup>1</sup>, Shicheng Chen<sup>1</sup>, Yuting Shi<sup>1</sup>, Xiangzhong Zheng<sup>1</sup>, Xiaoyuan Ran<sup>1</sup>, Man-Hee Suh<sup>1</sup>  
<sup>1</sup>KactusBio Inc.

## Introduction

Adeno-associated viruses (AAVs) have been a potent tool for gene delivery. Different AAV serotypes and engineered AAV variants exhibiting a wide array of cell and tissue tropisms are employed for various therapeutic applications. Accurate AAV capsid titer determination is vital for clinical use. The enzyme-linked immunosorbent assay (ELISA) is considered to be a simple and accurate method for quantifying AAV viral particle titers. However, it is challenging to generate high-quality monoclonal antibodies specific to AAV serotypes due to the weak immunogenicity of AAVs.

As a result, KACTUS relies on our self-built platform to independently screen and produce monoclonal antibodies specific to AAV serotypes. We have developed a series of highly-specific AAV titration ELISA kits, that deliver performance on par with, if not superior to, that of leading industry standards. This platform can also support the customization of other serotype-specific AAV titration ELISA kits, to meet the demands for quantifying AAV drug viral capsids.

**Distributed by:**

**CliniSciences Group**

## Background: AAV Structure

Despite variations in serotypes, all AAV capsids are composed of 60 copies of three capsid viral proteins (VP1/VP2/VP3), which assemble into an icosahedron in an approximate molar ratio of 1:1:10 (VP1:VP2:VP3). These three VP proteins differ at the N-terminus, with the complete VP3 sequence nested within VP2, which, in turn, is contained within VP1.

The structures of AAV capsids exhibit distinct features, including 5-fold channels, 3-fold protrusions, and 2-fold depressions. Typically, the 3-fold protrusions contain essential epitopes for highly specific antibodies. See **Figure 1**. Most of these epitopes overlap with receptor-binding sites on the capsid, making them the primary target for AAV variant engineering.

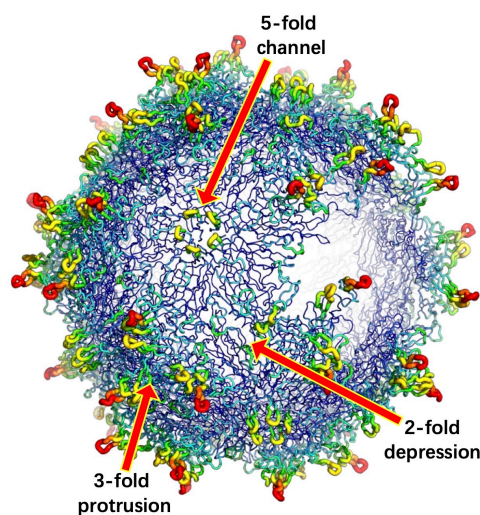


Figure 1. The overall structural characteristics of the AAV particle.

## AAV Titration ELISA Kit Development

Monoclonal antibodies (MAbs) used in titration kits must recognize conformational epitopes on intact particles without binding to the individual VP subunits. The development of high-quality titration kits is made possible by the broad linear range and high specificity of the KACTUS Mab to AAV serotype. We show that KACTUS AAV2, 5, 6, 8, and 9 titration ELISA kits are of equivalent or superior quality to popular AAV titration kits on the market. See **Table 1**.

AAV serotype	AAV Standard range [capsids/mL]	Titration kit Sensitivity [capsids/mL]
AAV2	6.59E+09 – 1.03E+08	5E+07
AAV5	4.00E+09 – 6.25E+07	3E+07
AAV6	2.50E+09 – 3.91E+07	5E+07
AAV8	1.80E+09 – 2.81E+07	2E+07
AAV9	1.30E+09 – 2.03E+07	1E+07

Table 1. Linear range of sensitivity of KACTUS AAV titration kits.

Distributed by:

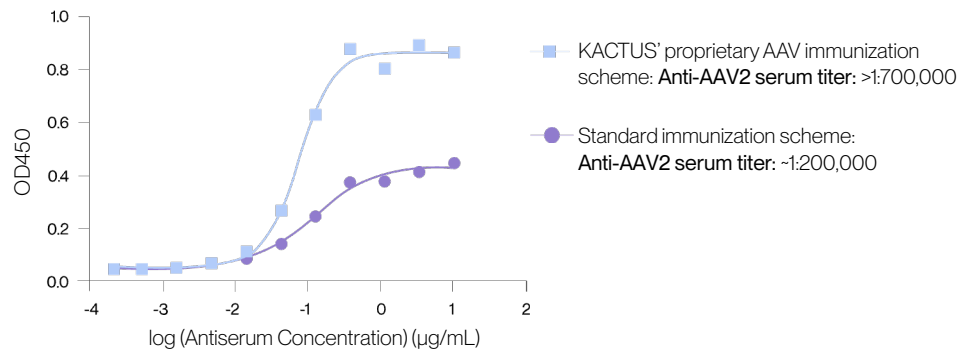
**CliniSciences Group**

# Overcoming weak AAV immunogenicity with KACTUS' proprietary immunization scheme

AAV2 exhibits the lowest immunogenicity compared to other AAV serotypes, making it challenging to obtain high-quality monoclonal antibodies (MAb) targeting AAV2. Therefore, we have developed a distinctive AAV immunization approach to enhance AAV2 anti-serum titers, thereby stimulating robust antibody responses. KACTUS' proprietary immunization scheme overcomes the weak AAV immunogenicity for supporting high-quality anti-AAV monoclonal antibody screening. See **Figure 2**.

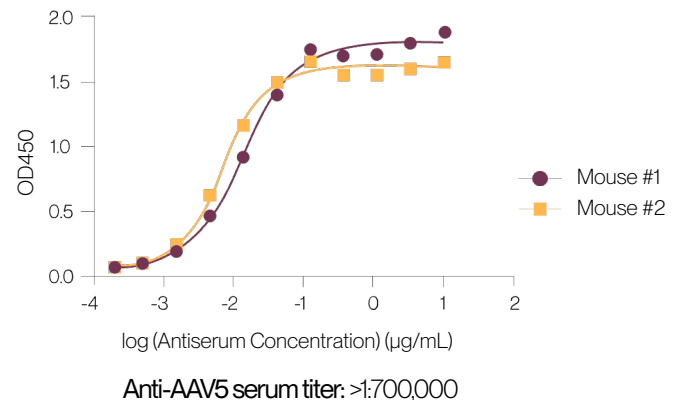
The method maintains a remarkable level of consistency as the serum titers within the same group of mice consistently align. Across all AAV instances, our technique consistently elevates AAV anti-serum titers, resulting in the production of high-performance monoclonal antibodies.

**Figure 2.** Comparison of anti-AAV2 serum titers for KACTUS' proprietary versus standard immunization protocols.

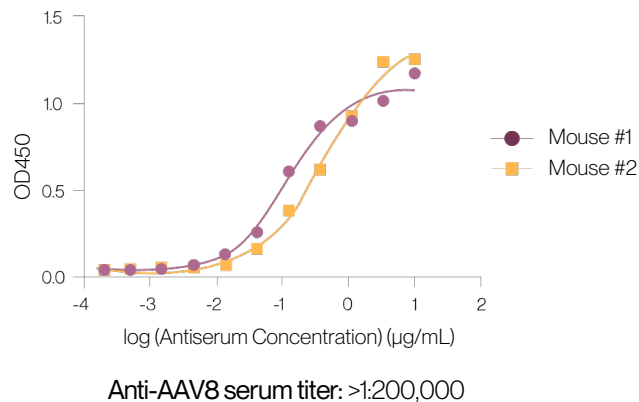


**Figure 3.** KACTUS' proprietary AAV immunization scheme enables high titer of anti-AAV5 (Figure 3A), anti-AAV8 (Figure 3B), and anti-AAV9 (Figure 3C) antibodies.

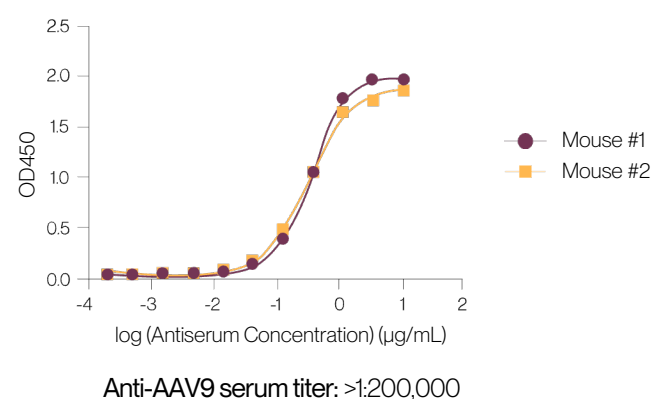
**Figure 3A.**



**Figure 3B.**



**Figure 3C.**



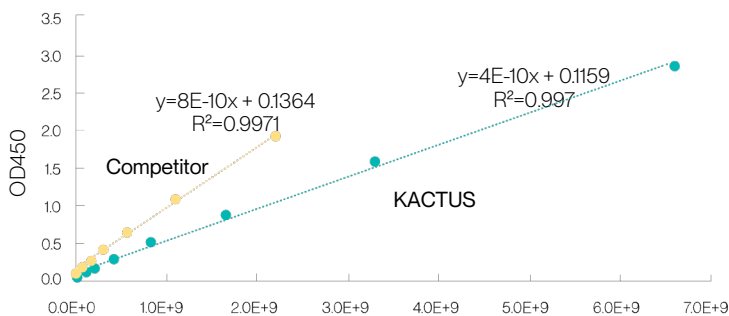
**Distributed by:**

**CliniSciences Group**

# Comparing the linear range of KACTUS AAV Titration ELISA kit to another top industry supplier

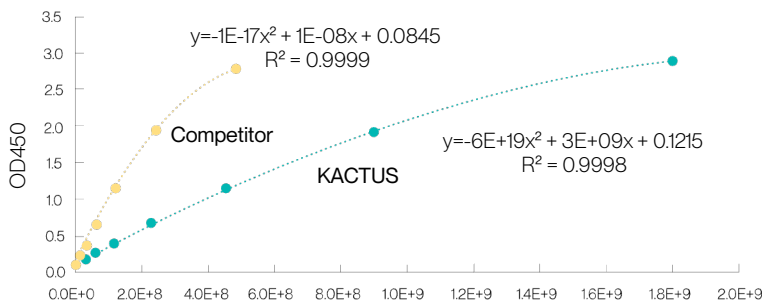
To ensure accurate quantification, minimizing the need for extensive sample dilution is essential to have a broad linear range in AAV Titration ELISA kits. Since the characteristics of the MAbs directly impact the kit's detection span, greater MAb sensitivity results in a more limited linear range. Consequently, we selected MAbs with extended detection ranges during the antibody screening process for the development of the KACTUS AAV titration ELISA kit.

**Figure 4A. AAV2 Titration.** KACTUS vs. a leading AAV ELISA Kit. KACTUS AAV2 Titration ELISA kit has a broader quantification linear range and a better signal-to-noise ratio than the competitor kit.



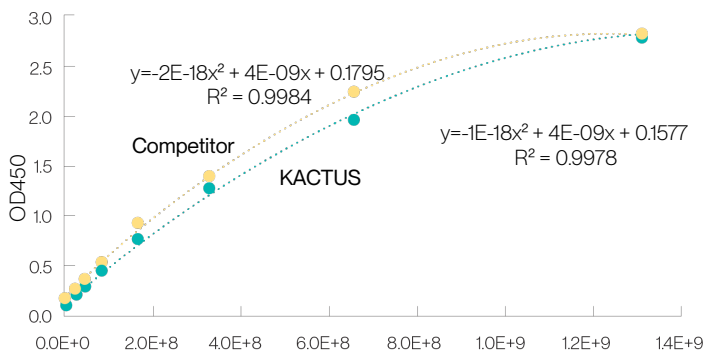
KACTUS		Competitor	
AAV2 (capsids/mL)	OD450	AAV2 (capsids/mL)	OD450
6.60E+09	2.860	2.20E+09	1.920
3.30E+09	1.580	1.10E+09	1.080
1.65E+09	0.881	5.50E+09	0.637
8.25E+08	0.517	2.75E+08	0.400
4.13E+08	0.289	1.38E+08	0.246
2.06E+08	0.174	6.88E+08	0.173
1.03E+08	0.123	3.44E+08	0.132
0.00E+00	0.058	0.00E+00	0.107

**Figure 4B. AAV8 Titration.** When compared to the competitor kit, the quantification linear range of the KACTUS AAV8 Titration ELISA kit is notably broader.



KACTUS		Competitor	
AAV8 (capsids/mL)	OD450	AAV8 (capsids/mL)	OD450
1.80E+09	3.280	4.80E+08	3.150
9.00E+08	2.170	2.40E+08	2.210
4.50E+08	1.300	1.20E+08	1.280
2.25E+08	0.763	6.00E+07	0.717
1.13E+08	0.437	3.00E+07	0.402
5.63E+07	0.278	1.50E+07	0.242
2.81E+07	0.191	7.50E+06	0.167
0.00E+00	0.106	0.00E+00	0.108

**Figure 4C. AAV9 Titration.** The KACTUS AAV9 ELISA kit has a lower background and higher signal-to-noise ratio, with a comparable linear range to a leading competitor.



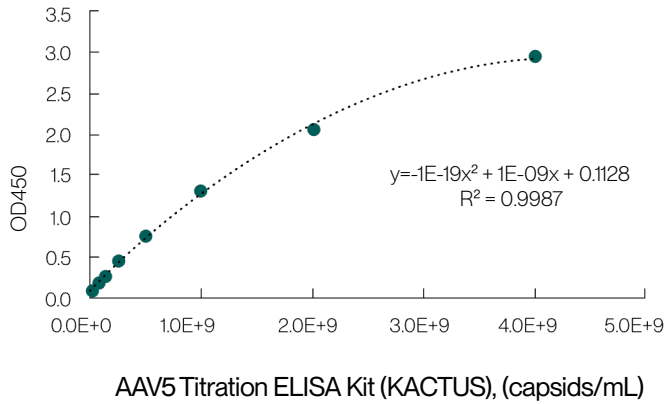
KACTUS		Competitor	
AAV9 (capsids/mL)	OD450	AAV9 (capsids/mL)	OD450
1.30E+09	2.820	1.31E+09	2.800
6.50E+08	1.960	6.55E+08	2.230
3.25E+08	1.280	3.28E+08	1.380
1.63E+08	0.786	1.64E+08	0.934
8.13E+07	0.463	8.19E+07	0.513
4.06E+07	0.306	4.09E+07	0.355
2.03E+07	0.221	2.05E+07	0.246
0.00E+00	0.101	0.00E+00	0.153

**Distributed by:**

**CliniSciences Group**

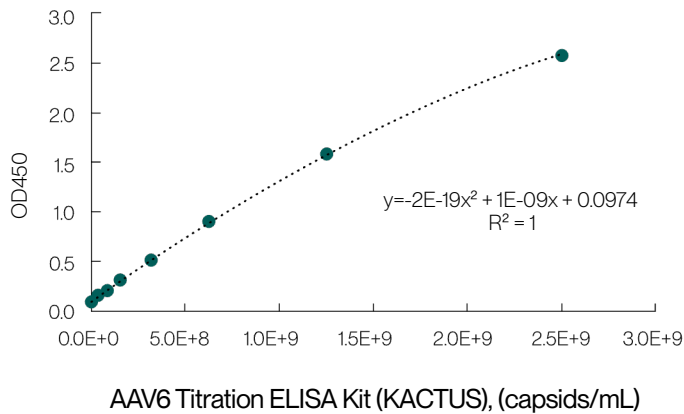
# Linear ranges and standard-curves-of AAV5 and AAV6 titration ELISA kits

Figure 5A. Standard curves of AAV5 Titration ELISA Kit



AAV5 (capsids/mL)	OD450
4.00E+09	2.960
2.00E+09	2.050
1.00E+09	1.310
5.00E+08	0.749
2.50E+08	0.451
1.25E+08	0.263
6.25E+07	0.174
0.00E+00	0.077

Figure 5B. Standard curves of AAV6 Titration ELISA Kit.



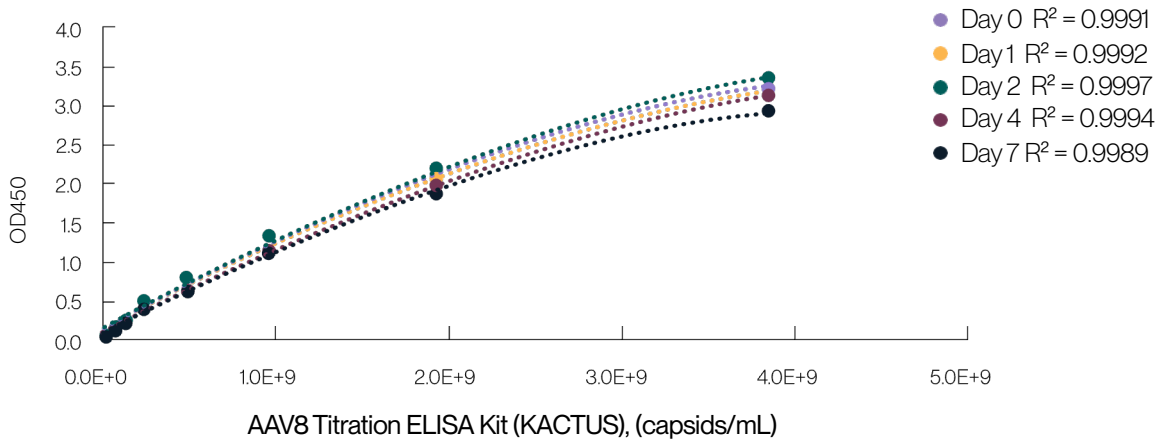
AAV6 (capsids/mL)	OD450
2.50E+09	2.580
1.25E+09	1.590
6.25E+08	0.908
3.13E+08	0.521
1.56E+08	0.319
7.81E+07	0.208
3.91E+07	0.156
0.00E+00	0.085

**Distributed by:**

**CliniSciences Group**

# KACTUS AAV titration ELISA kits offer good stability

**Figure 6.** AAV Titration ELISA kit stability study. KACTUS AAV8 Titration ELISA Kit components were stored at 37°C for up to 7 days. A standard curve for the kit was run on days 0, 1, 2, 4, and 7. Results are shown below and show  $R^2 > 0.99$  for all standard curves.



AAV8 (capsids/ml)	Day 1 ( Day 0 $\pm$ SD)	Day 2 ( Day 0 $\pm$ SD)	Day 4 ( Day 0 $\pm$ SD)	Day 7 ( Day 0 $\pm$ SD)
3.84E+09	3.27 $\pm$ 0.035	3.27 $\pm$ 0.071	3.27 $\pm$ 0.064	3.27 $\pm$ 0.219
1.92E+09	2.14 $\pm$ 0.071	2.14 $\pm$ 0.028	2.14 $\pm$ 0.127	2.14 $\pm$ 0.191
9.60E+08	1.29 $\pm$ 0.014	1.29 $\pm$ 0.021	1.29 $\pm$ 0.085	1.29 $\pm$ 0.106
4.80E+08	0.743 $\pm$ 0.004	0.773 $\pm$ 0.021	0.743 $\pm$ 0.035	0.743 $\pm$ 0.050
2.40E+08	0.422 $\pm$ 0.007	0.422 $\pm$ 0.033	0.422 $\pm$ 0.013	0.422 $\pm$ 0.008
1.20E+08	0.262 $\pm$ 0.011	0.262 $\pm$ 0.012	0.262 $\pm$ 0.020	0.262 $\pm$ 0.011
6.00E+07	0.181 $\pm$ 0.008	0.181 $\pm$ 0.010	0.181 $\pm$ 0.014	0.181 $\pm$ 0.006
0.00E+00	0.101 $\pm$ 0.008	0.101 $\pm$ 0.005	0.101 $\pm$ 0.018	0.101 $\pm$ 0.018

**Table 5.** AAV titration kit stability test. Our AAV8 ELISA Titration kit components were stored at 37°C for up to 7 days. A standard curve for the kit was run on days 0, 1, 2, 4, and 7. Results shown below and show  $R^2 > 0.99$  for all standard curves.

**Distributed by:**

**CliniSciences Group**

# AAV titration ELISA kits offer high intra-assay precision and good recovery rate

Apart from assessing linear range and kit stability, it is essential to consider intra-assay precision, inter-assay precision, and kit recovery rate as vital indicators of kit quality.

Intra-assay precision, also known as repeatability, measures the variability among data points within a single assay. Typically, a coefficient of variation (CV) below 10% is desirable. Inter-assay precision reflects the reproducibility of results across assays

conducted on different days. Achieving an inter-assay precision with a CV below 10% ensures consistent results over time and across various kits.

The kit recovery rate assesses the impact of the diluent or matrix used in the assay on quantification. Generally, a recovery rate ranging from 80% to 120% indicates minimal interference from the diluent or matrix.

Test Number	Samples of various AAV5 capsid concentrations (capsids/mL)					
	1.00E+09		2.50E+08		6.25E+07	
	OD450	AAV5 (capsids/mL)	OD450	AAV5 (capsids/mL)	OD450	AAV5 (capsids/mL)
1	2.160	8.59E+08	0.904	2.87E+08	0.313	7.21E+07
2	2.110	8.31E+08	0.854	2.68E+08	0.301	6.80E+07
3	2.150	8.53E+08	0.894	2.83E+08	0.316	7.31E+07
4	2.130	8.42E+08	0.897	2.84E+08	0.317	7.35E+07
5	2.130	8.42E+08	0.915	2.91E+08	0.319	7.42E+07
6	2.090	8.20E+08	0.895	2.84E+08	0.310	7.11E+07
7	2.130	8.42E+08	0.891	2.82E+08	0.311	7.14E+07
8	2.150	8.53E+08	0.896	2.84E+08	0.314	7.25E+07
9	2.060	8.04E+08	0.877	2.77E+08	0.314	7.25E+07
10	2.100	8.26E+08	0.861	2.71E+08	0.298	6.69E+07
Average (AV)	2.1210	8.37E+08	0.8884	2.81E+08	0.3113	7.15E+07
Standard Deviation (SD)	0.0311	1.170E+07	0.0189	7.09E+06	0.0068	2.35E+06
Coefficient of variation (CV)	1.47%	2.03%	2.13%	2.52%	2.18%	3.29%

**Table 2:** Assessment of intra-assay precision with the AAV5 Titration ELISA Kit. To evaluate the intra-assay precision of the AAV5 titration ELISA ELISA, 10 measurements were conducted for each of 3 distinct samples. Standard deviations were calculated, along with their corresponding coefficients of variation (CV). An acceptable CV threshold is set at less than 10%.

**Distributed by:**

**CliniSciences Group**

## Summary

Our proprietary mouse immunization scheme has been proven to be effective in overcoming weak AAV immunogenicity and gaining high anti-serum titers. Mouse monoclonal antibodies that only recognize intact AAV particles with high specificity were used for making AAV titration Elisa kits. Among our collection of native AAV2, 5, 6, 8, and 9 titration ELISA kits, some are comparable to well-known competitor kits and some have a wider linear range than industry standards in order to better meet customers needs. Looking ahead, with the increasing application of engineered and novel AAV vectors in gene therapy, KACTUS is prepared to offer customized anti-AAV antibody discovery and tailored development of specialized titration kits.

## Product List

Catalog #	Product Name
<a href="#"><u>AV2-MM00B</u></a>	AAV2 Titration ELISA Kit
<a href="#"><u>AV5-MM00B</u></a>	AAV5 Titration ELISA Kit
<a href="#"><u>AV6-MM00B*</u></a>	AAV6 Titration ELISA Kit
<a href="#"><u>AV8-MM00B</u></a>	AAV8 Titration ELISA Kit
<a href="#"><u>AV9-MM00B</u></a>	AAV9 Titration ELISA Kit

*\*Launching Q1 2024.*

**KACTUS**

© 2024  
All rights reserved.

### References

- <sup>1</sup> Issa, et al. Cells. 2023 Mar 1;12(5):785. doi: 10.3390/cells12050785
- <sup>2</sup> Gonzalez, et al. Nat Protoc. 2023 Sep 21. doi: 10.1038/s41596-023-00875-y
- <sup>3</sup> Mietzsch, et al. Viruses. 2021 Jan; 13(1): 101. doi:10.3390/v13010101
- <sup>4</sup> Raupp, et al. J Virol. 2012 Sep;86(17):9396-408. doi: 10.1128/JVI.00209-12
- <sup>5</sup> Smith, et al. Nat Protoc. (2009) 4:372-84. doi: 10.1038/nprot.2009.3

**Distributed by:**

**CliniSciences Group**



# CliniSciences Group

## Austria

Company: CliniSciences GmbH  
Address: Sternwartestrasse 76, A-1180  
Wien - Austria  
Telephone: +43 720 115 580  
Fax: +43 720 115 577  
Email: [oesterreich@clinisciences.com](mailto:oesterreich@clinisciences.com)  
Web: <https://www.clinisciences.com>



## Belgium

Company: CliniSciences S.R.L  
Address: Avenue Stalingrad 52, 1000  
Brussels - Belgium  
Telephone: +32 2 31 50 800  
Fax: +32 2 31 50 801  
Email: [belgium@clinisciences.com](mailto:belgium@clinisciences.com)  
Web: <https://www.clinisciences.com>



## Denmark

Company: CliniSciences ApS  
Address: Oesterbrogade 226, st. 1,  
Copenhagen, 2100 - Denmark  
Telephone: +45 89 888 349  
Fax: +45 89 884 064  
Email: [denmark@clinisciences.com](mailto:denmark@clinisciences.com)  
Web: <https://www.clinisciences.com>



## Finland

Company: CliniSciences ApS  
Address: Oesterbrogade 226, st. 1,  
Copenhagen, 2100 - Denmark  
Telephone: +45 89 888 349  
Fax: +45 89 884 064  
Email: [suomi@clinisciences.com](mailto:suomi@clinisciences.com)  
Web: <https://www.clinisciences.com>



## France

Company: CliniSciences S.A.S  
Address: 74 Rue des Suisses, 92000  
Nanterre- France  
Telephone: +33 9 77 40 09 09  
Fax: +33 9 77 40 10 11  
Email: [info@clinisciences.com](mailto:info@clinisciences.com)  
Web: <https://www.clinisciences.com>



## Germany

Company: Biotrend Chemikalien GmbH  
Address: Wilhelm-Mauser-Str. 41-43,  
50827 Köln - Germany  
Telephone: +49 221 9498 320  
Fax: +49 221 9498 325  
Email: [info@biotrend.com](mailto:info@biotrend.com)  
Web: <https://www.biotrend.com>



## Iceland

Company: CliniSciences ApS  
Address: Oesterbrogade 226, st. 1,  
Copenhagen, 2100 - Denmark  
Telephone: +45 89 888 349  
Fax: +45 89 884 064  
Email: [island@clinisciences.com](mailto:island@clinisciences.com)  
Web: <https://www.clinisciences.com>



## Ireland

Company: CliniSciences Limited  
Address: Ground Floor, 71 lower Baggot street  
Dublin D02 P593 - Ireland  
Telephone: +353 1 6971 146  
Fax: +353 1 6971 147  
Email: [ireland@clinisciences.com](mailto:ireland@clinisciences.com)  
Web: <https://www.clinisciences.com>



## Italy

Company: CliniSciences S.r.l  
Address: Via Maremmana inferiore 378  
Roma 00012 Guidonia Montecelio - Italy  
Telephone: +39 06 94 80 56 71  
Fax: +39 06 94 80 00 21  
Email: [italia@clinisciences.com](mailto:italia@clinisciences.com)  
Web: <https://www.clinisciences.com>



## Netherlands

Company: CliniSciences B.V.  
Address: Kraijenhoffstraat 137A,  
1018RG Amsterdam, Netherlands  
Telephone: +31 85 2082 351  
Fax: +31 85 2082 353  
Email: [nederland@clinisciences.com](mailto:nederland@clinisciences.com)  
Web: <https://www.clinisciences.com>



## Norway

Company: CliniSciences AS  
Address: c/o MerVerdi Munkerudtunet 10  
1164 Oslo - Norway  
Telephone: +47 21 988 882  
Email: [norge@clinisciences.com](mailto:norge@clinisciences.com)  
Web: <https://www.clinisciences.com>



## Poland

Company: CliniSciences sp.Z.o.o.  
Address: ul. Rotmistrza Witolda Pileckiego 67  
lok. 200 - 02-781 Warszawa -Poland  
Telephone: +48 22 307 0535  
Fax: +48 22 307 0532  
Email: [polska@clinisciences.com](mailto:polska@clinisciences.com)  
Web: <https://www.clinisciences.com>



## Portugal

Company: Quimigen Unipessoal LDA  
Address: Rua Almada Negreiros, Lote 5, Loja 14,  
2615-275 Alverca Do Ribatejo - Portugal  
Telephone: +351 30 8808 050  
Fax: +351 30 8808 052  
Email: [info@quimigen.com](mailto:info@quimigen.com)  
Web: <https://www.quimigen.pt>



## Spain

Company: CliniSciences Lab Solutions  
Address: C/ Hermanos del Moral 13  
(Bajo E), 28019, Madrid - Spain  
Telephone: +34 91 269 40 65  
Fax: +34 91 269 40 74  
Email: [espana@clinisciences.com](mailto:espana@clinisciences.com)  
Web: <https://www.clinisciences.com>



## Sweden

Company: CliniSciences ApS  
Address: Oesterbrogade 226, st. 1,  
Copenhagen, 2100 - Denmark  
Telephone: +45 89 888 349  
Fax: +45 89 884 064  
Email: [sverige@clinisciences.com](mailto:sverige@clinisciences.com)  
Web: <https://www.clinisciences.com>



## Switzerland

Company: CliniSciences AG  
Address: Fracht Ost Flughafen Kloten  
CH-8058 Zürich - Switzerland  
Telephone: +41 (044) 805 76 81  
Fax: +41 (044) 805 76 75  
Email: [switzerland@clinisciences.com](mailto:switzerland@clinisciences.com)  
Web: <https://www.clinisciences.com>



## UK

Company: CliniSciences Limited  
Address: 11 Progress Business center, Whittle  
Parkway, SL1 6DQ Slough- United Kingdom  
Telephone: +44 (0)1753 866 511  
or +44 (0) 330 684 0982  
Fax: +44 (0)1753 208 899  
Email: [uk@clinisciences.com](mailto:uk@clinisciences.com)  
Web: <https://www.clinisciences.com>



## USA

Company: Biotrend Chemicals LLC  
Address: c/o Carr Riggs Ingram,  
500 Grand Boulevard, Suite 210 Miramar  
Beach, FL 32550- USA  
Telephone: +1 850 650 7790  
Fax: +1 850 650 4383  
Email: [info@biotrend-usa.com](mailto:info@biotrend-usa.com)  
Web: <https://www.biotrend-usa.com>

