

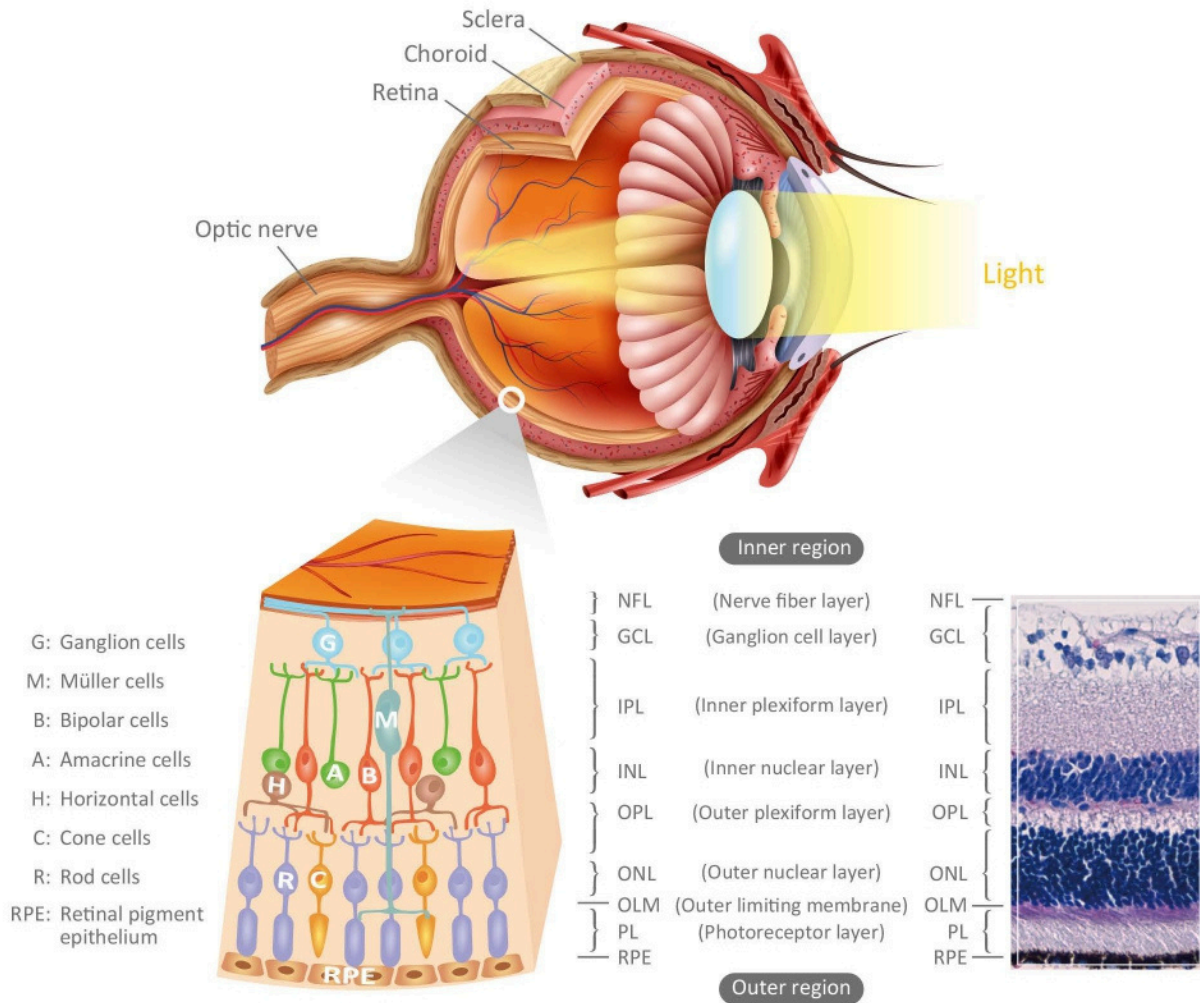
Vision and Retina

www.genetex.com

Your Expertise

Our Antibodies

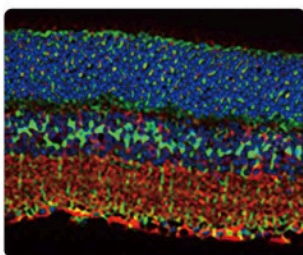
Accelerated Discovery



The retina is a light-sensitive layer of tissue on the back of the eye situated around the optic nerve. Light focused by the lens onto the retina initiates a cascade of signals that are relayed to the brain via the optic nerve to allow visual perception. Structurally, the retina consists of three layers of nerve cell bodies (including photoreceptor cells, bipolar cells, amacrine cells, horizontal cells, and ganglion cells), two layers of synapses, and the layer of pigmented epithelial cells.

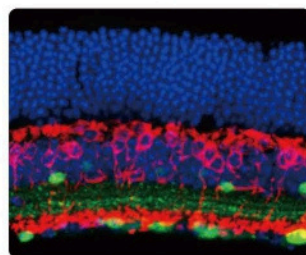
GeneTex is proud to offer an outstanding selection of antibodies for vision and retina research. We offer reliable IHC-validated and/or ICC/IF-validated antibodies to facilitate your research efforts in this exciting field. Please see the highlighted antibodies below.


 Citation Support  KO/KD Validation  Orthogonal Validation  Protein Overexpression

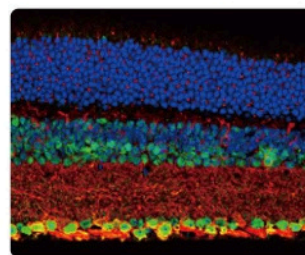



Glutamine synthetase antibody (GTX109121)

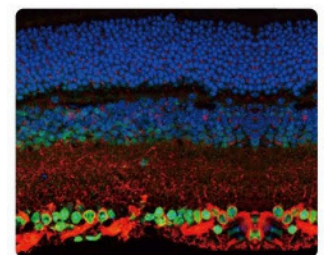
   




Calretinin antibody (GTX103261)  



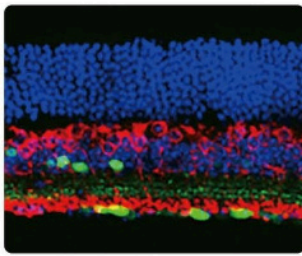
NeuN antibody (GTX133127) 



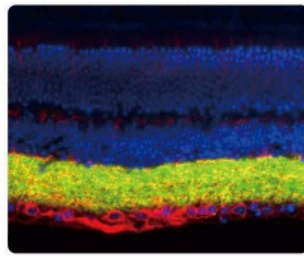
OTX2 antibody (GTX133210) 

Distributed by:

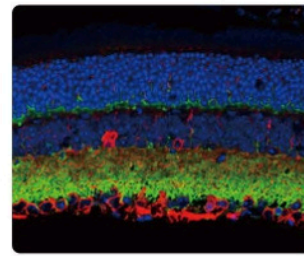
CliniSciences Group



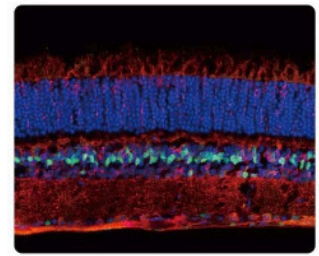
Choline Acetyltransferase antibody [N1N3] (GTX113164)



VGAT antibody [HL1616] (GTX637107)



VAMP2 antibody (GTX133241)

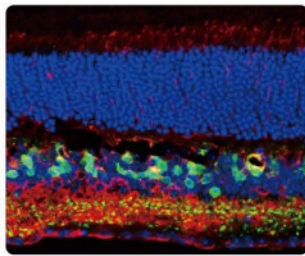


LHX2 antibody (GTX129241)

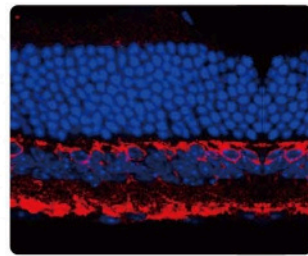
Cat. No.	Product Name	Host & Clonality	Reactivity	Applications
GTX100479	ABAT antibody	Rb pAb	Hu, Ms, Rat	WB, ICC/IF, IHC-P, IHC-Fr
GTX82741	ABCA4 (Rim Protein) antibody [3F4]	Ms mAb	Hu, Ms, Bov, X. laevis	WB, IHC
GTX107815	Activin Receptor Type IA antibody	Rb pAb	Ms, Rat	WB, IHC-Fr
GTX112391	ALDH3A1 antibody [N1C2]	Rb pAb	Ms, Bov	WB, IHC-Fr
GTX84889	ALDH3A1 antibody [1B6]	Ms mAb	Hu	WB, ICC/IF, IHC-P, FACS
GTX65843	alpha A Crystallin antibody	Rb pAb	Hu, Ms, Rat	WB, ICC/IF, IHC-P
GTX13497	alpha B Crystallin antibody	Rb pAb	Hu, Ms, Rat, Rb, Bov, Hm, Pig	WB, ICC/IF, IP, IHC
GTX628802	alpha Tubulin antibody [GT114]	Ms mAb	Hu, Ms, Dm, Rat, Zfsh	ICC/IF, IHC-Fr, IHC-P, WB, FACS
GTX134259	AP2 gamma antibody	Rb pAb	Hu	WB
GTX54297	Aquaporin 0 antibody	Rb pAb	Hu, Ms, Rat	IHC-P, WB
GTX129391	ATOH7 antibody	Rb pAb	Hu, Ms	IHC-P, WB
GTX101741	ATP5A1 antibody [C2C3], C-term	Rb pAb	Hu, Ms, Rat	ICC/IF, IHC-Fr, IHC-P, WB
GTX30087	BCL2L2 antibody	Rb pAb	Hu, Ms	IHC-P, WB
GTX132621	BDNF antibody	Rb pAb	Hu, Ms, Rat	WB, ICC/IF, IHC-P
GTX134514	BDNF antibody	Rb pAb	Hu, Ms, Rat	WB, IHC-P
GTX109207	beta A3 Crystallin antibody [N1C3]	Rb pAb	Ms	WB
GTX32540	Beta crystallin S antibody	Rb pAb	Ms, Rat	WB
GTX631836	beta Tubulin 3/ Tuj1 antibody [GT11710]	Ms mAb	Hu, Ms, Rat, Fish	ICC/IF, IHC-Fr, IHC-P, IP, WB
GTX102453	BMPR1B antibody [N3C3]	Rb pAb	Hu, Ms, Rat, Bov	IHC-Fr, IHC-P, WB
GTX130856	Calbindin antibody	Rb pAb	Hu, Ms, Rat	ICC/IF, IHC-Fr, IHC-P, WB
GTX103261	Calretinin antibody	Rb pAb	Hu, Ms, Rat	ICC/IF, IHC-Fr, IHC-P, WB
GTX130072	CD90 antibody	Rb pAb	Hu, Ms, Rat	IHC-Fr, WB
GTX113164	Choline Acetyltransferase antibody [N1N3]	Rb pAb	Hu, Ms, Rat	ICC/IF, IHC-Fr, IHC-P, WB
GTX114143	CHX10 antibody	Rb pAb	Ms, Chk	IHC-P, ICC/IF
GTX53514	COL9A1 antibody	Rb pAb	Hu, Ms, Rat	IHC-P, WB
GTX133206	Contactin 1 antibody	Rb pAb	Ms, Rat	IHC-Fr, WB
GTX124188	CORD2 antibody	Rb pAb	Hu, Ms	IHC-P, WB
GTX22816	CRABP1 antibody [C-1]	Ms mAb	Hu, Ms, Rat, Rb, Bov, Cat, Chk, Primate, Avian	WB, ICC/IF, IHC-P, IHC-Fr, FACS, ELISA
GTX101551	CRABP2 antibody [N1C3]	Rb pAb	Hu, Ms, Rat	ICC/IF, IHC-P, WB
GTX15051	CRALBP antibody [B2]	Ms mAb	Hu, Ms, Rat, Bov, Primate	FACS, ICC/IF, IHC, IHC-Fr, IP, WB
GTX113541	CRALBP antibody [N2C3]	Rb pAb	Hu, Ms	ICC/IF, WB
GTX112846	CREB antibody	Rb pAb	Hu, Ms, Rat	ICC/IF, IHC-Fr, IHC-P, WB
GTX118270	CRYZ antibody [N1C1]	Rb pAb	Hu, Ms	ICC/IF, IHC-P, WB
GTX108804	DLX1 antibody [N1C3-2]	Rb pAb	Hu, Ms, Rat	IHC-Fr, WB, IHC-P
GTX100200	FOXL2 antibody [C3], C-term	Rb pAb	Ms	WB
GTX25096	FOXL2 antibody, C-term	Gt pAb	Hu, Ms	WB, IHC-P
GTX636493	GAD65 antibody [HL1187]	Rec Rb mAb	Hu, Ms, Rat	WB, ICC/IF, IHC-P
GTX636280	GAD67 antibody [HL1096]	Rec Rb mAb	Hu, Ms, Rat	WB, IHC-P
GTX633816	GAD67 antibody [GT1982]	Ms mAb	Hu, Ms, Rat	WB, IHC-P
GTX636487	GAD65 + GAD67 antibody [HL1181]	Rec Rb mAb	Hu, Ms, Rat	WB, ICC/IF, IHC-P
GTX636725	GFAP antibody [HL1307]	Rec Rb mAb	Hu, Ms, Rat	WB, IHC-P, IHC-Fr
GTX109121	Glutamine synthetase antibody	Rb pAb	Hu, Ms, Rat	ICC/IF, IHC-Fr, IHC-P, IP, WB, IHC
GTX630654	Glutamine synthetase antibody [GT1055]	Ms mAb	Hu, Ms, Rat	ICC/IF, IHC-Fr, IHC-P, WB
GTX105960	GNAT1 antibody [N1C3]	Rb pAb	Ms	IHC-Fr, WB
GTX87657	GNAT1 antibody	Rb pAb	Hu, Ms	WB, IHC-P
GTX114440	GNAT2 antibody [N3C3]	Rb pAb	Ms	IHC-Fr
GTX134342	GNAT2 antibody	Rb pAb	Ms, Rat	WB, ICC/IF, IHC-P
GTX23433	GNB1 antibody	Rb pAb	Hu, Ms, Rat, Sheep, Dm, Bov	WB
GTX114442	GNB1 antibody	Rb pAb	Hu, Ms, Rat	ICC/IF, IHC-P, IP, WB, PLA

Distributed by:

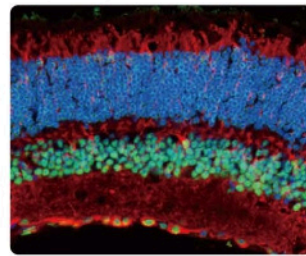
CliniSciences Group



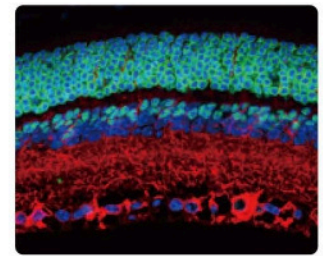
SCGN antibody
[N2C3] (GTX115443)



PKC alpha antibody
(GTX130453)



CREB antibody
(GTX112846)



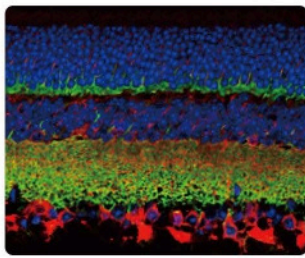
OTX3/CORD2 antibody
(GTX124188)


Cat. No.	Product Name	Host & Clonality	Reactivity	Applications
GTX22776	GRK1 antibody [D11]	Ms mAb	Hu, Ms, Bov	WB, ICC/IF, IHC-Fr, IP, IHC
GTX22775	GRK1 antibody [G8]	Ms mAb	Hu, Ms, Chk, Dog, Rat, Bov	WB, ICC/IF, IHC-Fr, IP, IHC
GTX32674	IL17A antibody	Rb pAb	Hu, Ms, Rat	WB, ICC/IF, IHC-Fr
GTX133781	IL17A antibody	Rb pAb	Hu, Ms, Rat	WB, IHC-P
GTX102807	Islet 1 antibody	Rb pAb	Hu, Ms, Rat, Zfsh	WB, ICC/IF, IHC-P, IHC-Fr, IHC-Wm
GTX133130	KCC2 antibody	Rb pAb	Hu, Ms, Rat	ICC/IF, IHC-P, WB
GTX129241	LHX2 antibody	Rb pAb	Hu, Ms, Rat, Fish	WB, IHC-Fr, IHC-Wm
GTX129215	LIM1 antibody	Rb pAb	Hu, Ms, Rat	WB, ICC/IF, IHC-P, IHC-Fr
GTX120233	MEGF11 antibody	Rb pAb	Ms	WB
GTX19383	Melanopsin antibody	Rb pAb	Hu, Ms, Rat, Rodent	WB, ICC/IF, IHC-Fr, IHC
GTX101540	Musashi 1 antibody [N3C3]	Rb pAb	Hu, Ms	WB, ICC/IF, IHC-Fr, IP
GTX634485	Musashi 1 antibody [GT2377]	Ms mAb	Hu, Ms	WB
GTX117808	Musashi 2 antibody [N1C1]	Rb pAb	Hu, Ms, Rat	ICC/IF, IHC-Fr, IHC-P, IP, WB
GTX121928	Nesprin 2 antibody [C3], C-term	Rb pAb	Hu, Ms, Rat	ICC/IF, IHC-Fr, IHC-P, WB
GTX132974	NeuN antibody	Rb pAb	Ms, Rat, Fish	WB, ICC/IF, IHC-P, IHC-Fr
GTX30773	NeuN antibody [2Q158]	Ms mAb	Hu, Ms, Rat, Crocodile, Rb, Dog	WB, ICC/IF, IHC-P, IHC-Fr
GTX133207	NeuroD1 antibody	Rb pAb	Hu, Rat	IHC-Fr, WB
GTX134069	NeuroD1 antibody	Rb pAb	Hu, Ms, Rat	WB, ICC/IF, IHC-P
GTX110065	NF-H antibody	Rb pAb	Hu, Ms, Rat	ICC/IF, IHC-Fr, IHC-P, WB
GTX634289	NF-H antibody [GT114]	Ms mAb	Hu, Ms, Rat	WB, ICC/IF, IHC-P, IHC-Fr
GTX114580	NFIA antibody	Rb pAb	Hu, Ms, Rat	ICC/IF, IHC-Fr, IHC-P, WB
GTX41979	Nitrotyrosine antibody [39B6]	Ms mAb	Species-independent	ELISA, ICC/IF, IHC-P, IP, WB, IHC-Fr
GTX133097	NMDAR1 antibody	Rb pAb	Ms, Rat, Dog	ICC/IF, IHC-Fr, IHC-P, WB
GTX134086	NMDAR2A antibody	Rb pAb	Ms, Rat	WB, ICC/IF
GTX82636	NMDAR2A antibody	Rb pAb	Hu, Ms, Rat	IHC-Fr, IP, WB
GTX105741	NPAS2 antibody [C1C3]	Rb pAb	Hu, Ms, Rat	WB
GTX129917	OPA1 antibody	Rb pAb	Hu, Ms, Rat	WB
GTX48589	OPA1 antibody	Rb pAb	Hu, Ms, Rat, Zfsh, Chk, Pig, Primate	IHC-P, WB
GTX32767	OPA3 antibody	Rb pAb	Hu, Ms, Rat	IHC-P, WB
GTX108155	Opsin 3 antibody [N1], N-term	Rb pAb	Hu, Ms	IHC-Fr, IHC-P, WB
GTX100173	Opsin 5 antibody [N2C1], Internal	Rb pAb	Hu, Ms	IHC-Fr, WB
GTX133210	OTX2 antibody	Rb pAb	Hu, Ms, Rat	IHC-Fr, IHC-P, WB
GTX60448	OTX2 antibody [1H12C4B5]	Ms mAb	Hu	WB, ICC/IF, IHC-P, FACS, ELISA
GTX100446	p27 Kip1 antibody	Rb pAb	Hu, Ms	WB, ICC/IF, IHC-P, IHC-Fr, IP, IHC
GTX104288	P2X7 antibody	Rb pAb	Hu, Ms, Rat	IHC-Fr, IHC-P
GTX16827	P2X7 antibody	Rb pAb	Hu, Ms, Rat	WB, ICC/IF, IHC-Fr, FACS, LCI
GTX133116	PAX2 antibody	Rb pAb	Hu	WB
GTX634863	PAX6 antibody [GT9412]	Ms mAb	Hu, Ms, Rat	WB, IHC-P
GTX79819	Antithrombin III antibody (FITC)	Rb pAb	Ms	ELISA
GTX113242	PBX1 antibody	Rb pAb	Hu	WB, ICC/IF, IP
GTX88088	PBX1 antibody, Internal	Gt pAb	Hu, Ms, Rat	WB
GTX25659	PDE6A antibody	Rb pAb	Hu, Ms, Sheep, Bov	ICC/IF, IHC, WB
GTX25663	PDE6B antibody	Rb pAb	Hu, Ms, Bov	WB, ICC/IF, IHC-Fr, FACS, IHC
GTX636799	PDE6D antibody [HL1359]	Rec Rb mAb	Hu, Ms, Rat	WB, IHC-P
GTX114097	PEDF antibody [N1C2]	Rb pAb	Hu, Ms	IHC-P, WB
GTX128974	PER1 antibody	Rb pAb	Hu, Rat	WB
GTX129688	PER2 antibody	Rb pAb	Hu, Ms	IHC-P, WB, ICC/IF
GTX134478	PER2 antibody	Rb pAb	Hu, Ms, Rat	WB
GTX131327	Phosducin / PDC antibody	Rb pAb	Ms	IHC-P, WB

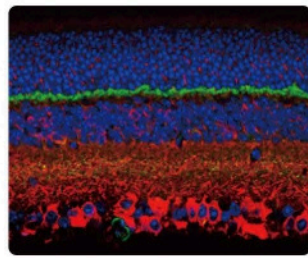
Recombinant
 Citation Support
 KO/KD Validation
 Comparable Abs
 IP/MS Analysis
 Orthogonal Validation
 Protein Overexpression


Distributed by:

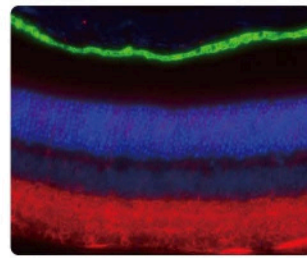
CliniSciences Group




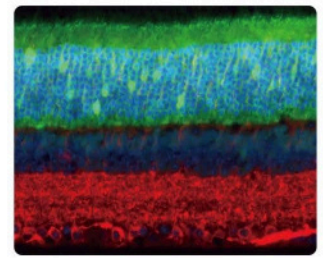
Synaptophysin antibody
(GTX100865)  





































PSD95 antibody
(GTX133091) 



RPE65 antibody [HL1519]
(GTX636993) 



PDE6D antibody [HL1359]
(GTX636799) 

Cat. No.	Product Name	Host & Clonality	Reactivity	Applications
 GTX133936	PKC alpha (phospho Ser657) antibody	Rb pAb	Hu, Rat	WB
 GTX130433	PKC alpha (phospho Thr497) antibody	Rb pAb	Hu	WB
 GTX130453	PKC alpha antibody	Rb pAb	Hu, Ms, Rat, Zfsh	ICC/IF, IHC-Fr, WB
 GTX11723	PKC alpha antibody [133]	Ms mAb	Ms	IHC-Fr, WB
  GTX130858	PMCA1 antibody	Rb pAb	Hu, Ms, Rat	IHC-Fr, IHC-P, WB
  GTX130748	POU4F3 antibody	Rb pAb	Hu, Ms	IHC-P, WB
GTX88096	POU6F2 antibody, N-term	Gt pAb	Ms	WB
 GTX129143	PROX1 antibody	Rb pAb	Hu, Ms, Rat	ICC/IF, WB
GTX82607	PROX1 antibody [5G10]	Ms mAb	Hu, Ms, Rat, Chk	IHC-P
 GTX133091	PSD95 antibody	Rb pAb	Hu, Ms, Rat	ICC/IF, IHC-Fr, IHC-P, WB
  GTX80682	PSD95 antibody [7E3-1B8]	Ms mAb	Hu, Ms, Rat, Zfsh, Rb, Bov, Chk, Mrsp, Xenopus, Primate	WB, ICC/IF, IHC-Fr, FACS, IP, IHC, Neutralizing/Blocking
GTX116704	PTBP2 antibody	Rb pAb	Hu, Ms, Rat	ICC/IF, IHC-P, WB
GTX32826	RAB23 antibody	Rb pAb	Hu, Ms, Rat	WB
GTX22938	RANBP2 antibody	Rb pAb	Hu, Bov	WB, IHC-Fr, IHC
GTX114714	RBP3 antibody [C2C3], C-term	Rb pAb	Hu, Ms	ICC/IF, IHC-P
  GTX118619	RBPMS antibody	Rb pAb	Hu, Ms, Mk, Rat	WB, ICC/IF, IHC-P, IHC-Fr, IHC-Wm, IHC
 GTX129910	Rhodopsin antibody	Rb pAb	Ms, Rat	IHC-Fr, IHC-P, WB
GTX25417	Rhodopsin antibody [1D4]	Ms mAb	Hu, Ms, Rat, Bov	WB, ICC/IF, IHC-P, IP, ELISA
  GTX13826	RPE65 antibody [401.8B11.3D9]	Ms mAb	Hu, Ms, Chk, Dog, Pig, Rat, Bov, Xenopus	FACS, ICC/IF, IHC-Fr, IHC-P, WB, MS
 GTX636993	RPE65 antibody [HL1519]	Rec Rb mAb	Ms	WB, IHC-P
  GTX129573	S100 beta antibody	Rb pAb	Hu, Ms, Rat, Squirrel	ICC/IF, IHC-Fr, IHC-P, WB
GTX15617	S-arrestin antibody [PDS1]	Ms mAb	Hu, Pig, Rat, Goat, Shp, Bov	WB, IHC-P, ELISA
GTX115443	SCGN antibody [N2C3]	Rb pAb	Hu, Ms, Rat	ICC/IF, IHC-Fr, IHC-P, WB
GTX107701	SHANK1 antibody [C3], C-term	Rb pAb	Hu, Ms, Rat	ICC/IF, IHC-Fr, IHC-P, WB
GTX89312	SLC24A5 antibody, Internal	Gt pAb	Ms, Rat	WB
  GTX627404	SOX2 antibody [GT1876]	Ms mAb	Hu, Ms, Rat, Zfsh	WB, ICC/IF, IHC-Fr, FACS, IP, IHC-P
  GTX101507	SOX2 antibody [N1C3]	Rb pAb	Hu, Ms, Rat, Frog, Ceratotherium simum	FACS, ICC/IF, IHC-Fr, IHC-P, IP, WB
  GTX100865	Synaptophysin antibody	Rb pAb	Hu, Ms, Rat	WB, ICC/IF, IHC-P, IHC-Fr, IHC-Wm
 GTX633972	Synaptophysin antibody [GT2589]	Ms mAb	Hu, Ms, Rat	WB, ICC/IF, IHC-P
GTX45560	SYT9 antibody, Internal	Rb pAb	Hu, Ms	IHC-P, WB
 GTX113016	Tyrosine Hydroxylase antibody	Rb pAb	Hu, Ms, Rat, Vole, Calf	ICC/IF, IHC-Fr, IHC-P, WB
 GTX10372	Tyrosine Hydroxylase antibody [185]	Ms mAb	Hu, Ms, Rat	ICC/IF, IHC-Fr, IHC-P, WB, IHC
 GTX16557	Tyrosine Hydroxylase (phospho Ser40) antibody	Rb pAb	Ms, Rat, Starling, Bird, Sparrow	WB, ICC/IF, IHC-P, IHC-Fr, IHC
 GTX133241	VAMP2 antibody	Rb pAb	Ms, Rat	ICC/IF, IHC-Fr, IHC-P, WB
 GTX634812	VAMP2 antibody [GT6311]	Ms mAb	Ms, Rat	WB, ICC/IF, IHC-P
GTX133251	Vesicular Acetylcholine Transporter antibody	Rb pAb	Ms, Rat	IHC-Fr, IHC-P, WB
GTX116240	Vezatin antibody	Rb pAb	Hu, Ms, Rat	IHC-P, WB
 GTX116241	Vezatin antibody [N3C3]	Rb pAb	Hu, Ms	WB, IHC-P
  GTX637107	VGAT antibody [HL1616]	Rec Rb mAb	Hu, Ms	WB, IHC-P

 Recombinant

 Citation Support

 KO/KD Validation

 Comparable Abs

 Orthogonal Validation

 Protein Overexpression



GeneTex

Distributed by:

CliniSciences Group

CliniSciences Group

Austria

Company: CliniSciences GmbH
Address: Sternwartestrasse 76, A-1180
Wien - Austria
Telephone: +43 720 115 580
Fax: +43 720 115 577
Email: oesterreich@clinisciences.com
Web: <https://www.clinisciences.com>



Belgium

Company: CliniSciences S.R.L
Address: Avenue Stalingrad 52, 1000
Brussels - Belgium
Telephone: +32 2 31 50 800
Fax: +32 2 31 50 801
Email: belgium@clinisciences.com
Web: <https://www.clinisciences.com>



Denmark

Company: CliniSciences ApS
Address: Oesterbrogade 226, st. 1,
Copenhagen, 2100 - Denmark
Telephone: +45 89 888 349
Fax: +45 89 884 064
Email: denmark@clinisciences.com
Web: <https://www.clinisciences.com>



Finland

Company: CliniSciences ApS
Address: Oesterbrogade 226, st. 1,
Copenhagen, 2100 - Denmark
Telephone: +45 89 888 349
Fax: +45 89 884 064
Email: suomi@clinisciences.com
Web: <https://www.clinisciences.com>



France

Company: CliniSciences S.A.S
Address: 74 Rue des Suisses, 92000
Nanterre- France
Telephone: +33 9 77 40 09 09
Fax: +33 9 77 40 10 11
Email: info@clinisciences.com
Web: <https://www.clinisciences.com>



Germany

Company: Biotrend Chemikalien GmbH
Address: Wilhelm-Mauser-Str. 41-43,
50827 Köln - Germany
Telephone: +49 221 9498 320
Fax: +49 221 9498 325
Email: info@biotrend.com
Web: <https://www.biotrend.com>



Iceland

Company: CliniSciences ApS
Address: Oesterbrogade 226, st. 1,
Copenhagen, 2100 - Denmark
Telephone: +45 89 888 349
Fax: +45 89 884 064
Email: island@clinisciences.com
Web: <https://www.clinisciences.com>



Ireland

Company: CliniSciences Limited
Address: Ground Floor, 71 lower Baggot street
Dublin D02 P593 - Ireland
Telephone: +353 1 6971 146
Fax: +353 1 6971 147
Email: ireland@clinisciences.com
Web: <https://www.clinisciences.com>



Italy

Company: CliniSciences S.r.l
Address: Via Maremmana inferiore 378
Roma 00012 Guidonia Montecelio - Italy
Telephone: +39 06 94 80 56 71
Fax: +39 06 94 80 00 21
Email: italia@clinisciences.com
Web: <https://www.clinisciences.com>



Netherlands

Company: CliniSciences B.V.
Address: Kraaijenhoffstraat 137A,
1018RG Amsterdam, Netherlands
Telephone: +31 85 2082 351
Fax: +31 85 2082 353
Email: nederland@clinisciences.com
Web: <https://www.clinisciences.com>



Norway

Company: CliniSciences ApS
Address: Oesterbrogade 226, st. 1,
Copenhagen, 2100 - Denmark
Telephone: +45 89 888 349
Fax: +45 89 884 064
Email: norge@clinisciences.com
Web: <https://www.clinisciences.com>



Poland

Company: CliniSciences sp.Z.o.o.
Address: ul. Rotmistrza Witolda Pileckiego 67
lok. 200 - 02-781 Warszawa -Poland
Telephone: +48 22 307 0535
Fax: +48 22 307 0532
Email: polska@clinisciences.com
Web: <https://www.clinisciences.com>



Portugal

Company: Quimigen Unipessoal LDA
Address: Rua Almada Negreiros, Lote 5, Loja 14,
2615-275 Alverca Do Ribatejo - Portugal
Telephone: +351 30 8808 050
Fax: +351 30 8808 052
Email: info@quimigen.com
Web: <https://www.quimigen.pt>



Spain

Company: CliniSciences Lab Solutions
Address: C/ Hermanos del Moral 13
(Bajo E), 28019, Madrid - Spain
Telephone: +34 91 269 40 65
Fax: +34 91 269 40 74
Email: espana@clinisciences.com
Web: <https://www.clinisciences.com>



Sweden

Company: CliniSciences ApS
Address: Oesterbrogade 226, st. 1,
Copenhagen, 2100 - Denmark
Telephone: +45 89 888 349
Fax: +45 89 884 064
Email: sverige@clinisciences.com
Web: <https://www.clinisciences.com>



Switzerland

Company: CliniSciences Limited
Address: Marktgasse 18 8302 Kloten -
Switzerland
Telephone: +41 (044) 805 76 81
Fax: +41 (044) 805 76 75
Email: switzerland@clinisciences.com
Web: <https://www.clinisciences.com>



UK

Company: CliniSciences Limited
Address: 11 Progress Business center, Whittle
Parkway, SL1 6DQ Slough- United Kingdom
Telephone: +44 (0)1753 866 511
or +44 (0) 330 684 0982
Fax: +44 (0)1753 208 899
Email: uk@clinisciences.com
Web: <https://www.clinisciences.com>



USA

Company: Biotrend Chemicals LLC
Address: c/o Carr Riggs Ingram,
500 Grand Boulevard, Suite 210 Miramar
Beach, FL 32550- USA
Telephone: +1 850 650 7790
Fax: +1 850 650 4383
Email: info@biotrend-usa.com
Web: <https://www.biotrend-usa.com>

